





Chomp! Game

Directions:

1. Write words for practice on the cards. Cut them apart and place them in a cup or bin (this is the "ocean").
2. Players take turns pulling out cards. When the player pulls a word card, the player should: **read the word, say and write it** on a white board or paper, and **read it again**. The player keeps the word card.
3. If a player pulls a **Chomp!** card, the shark "eats" one of the player's word cards, so a word card must be placed back into the "ocean."
4. The game is over when there are no more cards left in the "ocean." The player with the most cards by the end of play wins.

Chomp! 			
Chomp! 			
Chomp! 			
Chomp! 			
Chomp! 